

## Whangaparaoa Primary School

39 Ladies Mile, Whangaparaoa

Auckland 0930

Phone: 09 424 5094

Email: [admin@wgp.school.nz](mailto:admin@wgp.school.nz)



Dear Parents / Caregivers,

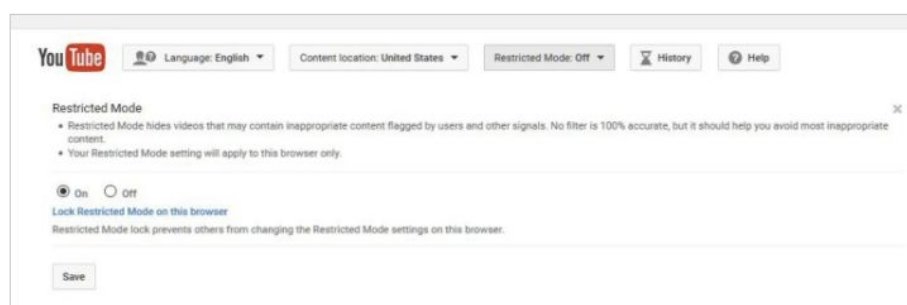
With the introduction of devices into the school we are very aware of keeping our students safe from accessing inappropriate material. To prevent this we have very strong internet filters operating at school. However, these filters only work while children are connected to the school network (internet) during school time. They do not extend to home networks / internet.

To help your child be CyberSmart on your home network (internet) you may want to consider some, or all of the following options.

- Talk to your internet provider about setting internet filters for your home
- Setting search engines (eg: Google) onto 'Safe' Search mode.
- Ensure devices are used in a communal space, like a lounge or kitchen table
- Ask, politely, to see what your child is working on "for their learning"
- Create a Supervised Account to use at home for your child's device / home network
- Talk to your child about what is appropriate / inappropriate material
- Regularly check device internet 'history' to see what is being searched online
- Discuss an 'action plan' with your child so they feel safe to talk to you if they accidentally access, or feel unsure about anything they witness online.
- Use the parental controls to increase protections eg; set Youtube restrictions on devices to "On"

### HOW TO TURN ON YOUTUBE RESTRICTED/SAFETY MODE:

1. Scroll down to the bottom of any YouTube page and look for the button "**Restricted Mode: Off.**"
2. Click the button to view the choices. Click "On" to turn the feature on, then click "Save".
3. **Lock Restricted Mode into place:** If you have a YouTube account (usually associated with a Google account), sign in and then you can "lock" this feature. (You can still enable Restricted Mode without a YouTube account; the only difference is that someone else using that computer can turn it off.)



Your YouTube/Google account information (password) is now required to unlock Restricted mode. You can even log out of YouTube, and safety mode will STILL be locked.

Be sure to enable restricted mode on *each computer* and *each web browser* your child might use. (Meaning, if you enable Restricted Mode on YouTube in the Firefox browser, it won't be enabled in the Chrome or Internet Explorer browser automatically).

## Whangaparaoa Primary School

39 Ladies Mile, Whangaparaoa

Auckland 0930

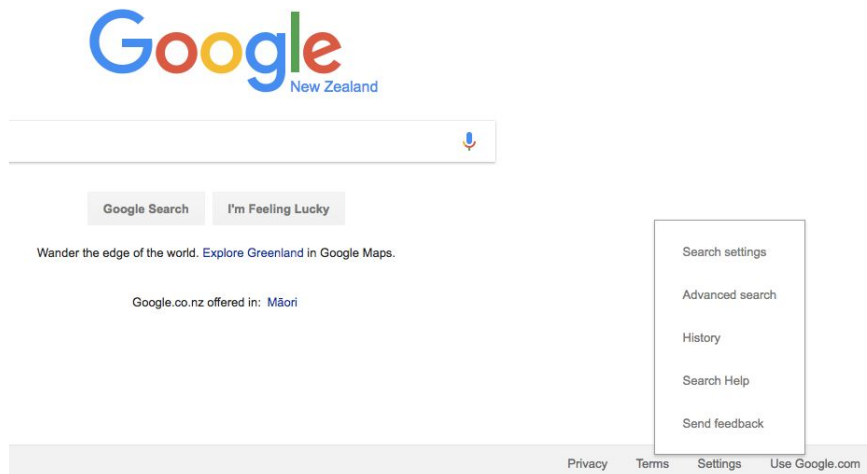
Phone: 09 424 5094

Email: [admin@wgp.school.nz](mailto:admin@wgp.school.nz)

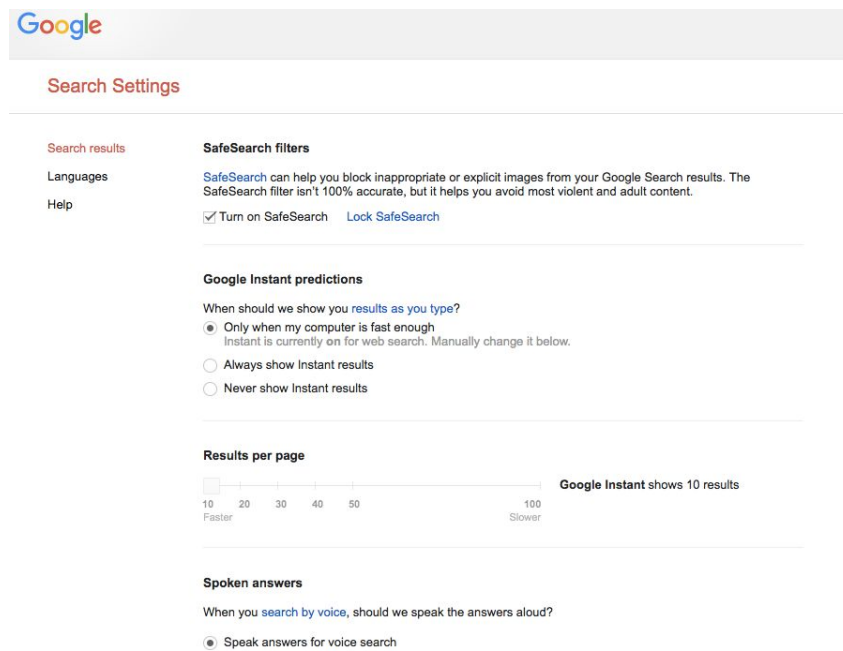


## How to Turn on Google SafeSearch

### Step 1 - Go to Google >Settings



### Step 2 - Tick >Safe Search to 'On'



Visit the NetSafe website for more ideas and resources about Digital safety at <https://www.netsafe.org.nz/>

Most importantly, talk to your child about the importance of using devices wisely and to be a good Digital Citizen.

Kind regards,  
Mark Shearer,  
e-Learning Coordinator.  
Whangaparaoa Primary School